

The
Princeton
Review®

SCAN HERE FOR MORE INFO



ON TPR'S COURSES

STANDARDIZED TESTING AND AP®S IN COLLEGE ADMISSIONS

Rob Franek

Robert.Franek@Review.com

CONTACT INFO



Rob Franek
Editor-in-Chief

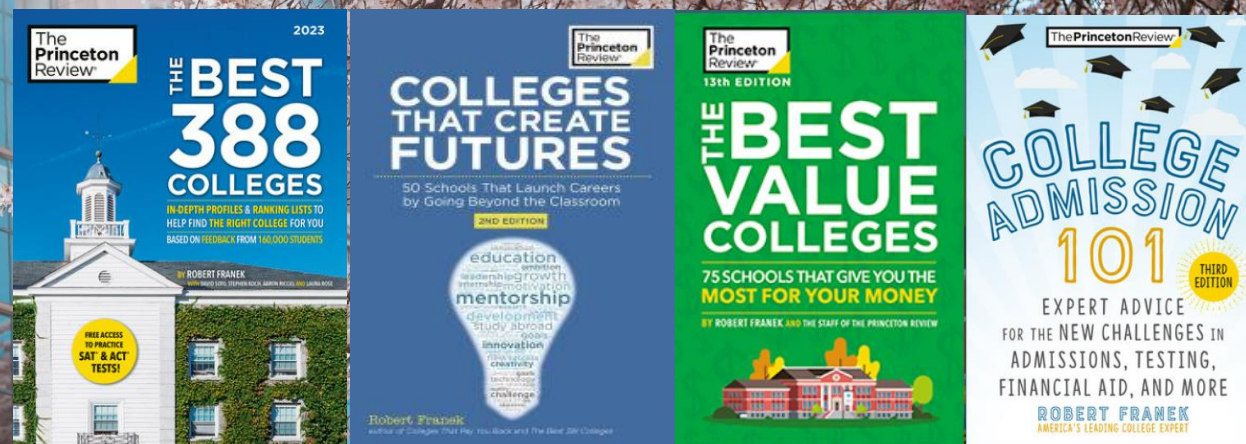
Author, *The Best 388 Colleges*, *College Admission During COVID*, *Colleges That Create Futures*

Robert.Franek@review.com

Twitter: @theprincetonrev

Instagram @theprincetonreview

LinkedIn: Robert Franek



STANDARDIZED TESTING AND AP®S IN COLLEGE ADMISSIONS

- 1) How Colleges View Standardized Tests
- 2) The Changes in Standardized Tests
- 3) College Applications and Standardized Tests



HOW COLLEGES VIEW STANDARDIZED TESTS

PrincetonReview.com | 800-2Review

DO SCHOOLS STILL LOOK AT TEST SCORES?



TEST REQUIRED
6% of SCHOOLS

TEST FLEXIBLE
3% of SCHOOLS

TEST OPTIONAL
85% of SCHOOLS


TEST FREE
7% of SCHOOLS

DO SCHOOLS STILL LOOK AT TEST SCORES?



WILL STILL WANT TO
SEE HIGH TEST
SCORES
IF SUBMITTED
93% of SCHOOLS

WHAT SCHOOLS SAY



Cornell University®

One-Year (now four) Temporary Test-Optional Admissions

“..we anticipate that many students who will have had reasonable and uninterrupted opportunities to take the ACT and/or SAT will continue to submit results, and those results will continue to demonstrate preparation for college-level work.”

STANDARDIZED TEST SCORES ON COLLEGE APPLICATIONS

SAT SCORE	INTERNAL RATING	ACT SCORE
1500-1600	10	34-36
1400-1500	9	31-33
1300-1400	8	28-30
1200-1300	7	25-27
1100-1200	6	22-24
1000-1100	5	19-21
900-1000	4	16-18
800-900	3	13-15
700-800	2	11-12
<700	1	<10

A COMPARISON OF TWO STUDENTS

STUDENT A	STUDENT B
3.75 GPA	3.81 GPA
6 AP Courses	5 AP Courses
4 Years Soccer	4 Years Theater
Student Body VP	NHS President
Top Essays	Very Good Essays
Very Good Recs	Top Recs

A COMPARISON OF TWO STUDENTS

STUDENT A	STUDENT B
3.75 GPA	3.81 GPA
6 AP Courses	5 AP Courses
4 Years Soccer	4 Years Theater
Student Body VP	NHS President
Top Essays	Very Good Essays
Very Good Recs	Top Recs
No Test Scores	1340 SAT

A close-up photograph of a person's hand holding a pencil, marking a bubble on a standardized test form. The form features a grid of bubbles and a ruler. A black banner with yellow text is overlaid across the middle of the image.

THE CHANGES IN STANDARDIZED TESTS

PrincetonReview.com | 800-2Review

A top-down view of a person's hands using a silver laptop on a dark wooden desk. The person's left hand is on the trackpad, and their right hand is on the keyboard. They are wearing a gold-toned watch on their left wrist. To the right of the laptop, there is a black camera lens and a black wallet. The background is a wooden desk with a geometric pattern.

THE **SAT** IS
GOING
DIGITAL

NOT
ONLINE



A STREAMLINED SAT

TWO-HOUR TEST INSTEAD OF A THREE-HOUR TEST

SHORTER
SECTIONS

FEWER
QUESTIONS

REDUCED
FATIGUE

DIGITAL SAT SECTIONS

READING & WRITING

1ST MODULE

- “25 Operational Questions and 2 Pretest Questions”
- 32 Minutes
- Multiple-Choice
- 1 Passage per Question

2ND MODULE

- “25 Operational Questions and 2 Pretest Questions”
- 32 Minutes
- Multiple-Choice
- 1 Passage per Question

MATH

1ST MODULE

- “20 Operational Questions and 2 Pretest Questions”
- 35 Minutes
- Multiple-Choice and Student-Produced Response

2ND MODULE

- “20 Operational Questions and 2 Pretest Questions”
- 35 Minutes
- Multiple-Choice and Student-Produced Response

THE SAT IS BECOMING **COMPUTER ADAPTIVE**



ANNOUNCED COMPUTER TEST
2019

NOT IMPLEMENTED DUE TO
COVID-19

CURRENT PLANS TO KEEP
PAPER & PENCIL

WHAT WILL
THE ACT
DO?

AP EXAM GROWTH

YEAR	SCHOOLS	STUDENTS	EXAMS
1955-56	104	1,229	2,199
1960-61	1,126	13,283	17,603
1965-66	2,518	38,178	50,104
1970-71	3,342	57,850	74,409
1980-81	5,253	133,702	178,159
1985-86	7,201	231,378	319,224
1990-91	9,786	359,120	535,186
1995-96	11,712	537,428	843,423
2000-01	13,680	844,741	1,414,387
2005-2006	16,000	1,339,282	2,312,611
2010-2011	18,340	1,973,545	3,456,020
2015-2016	21,953	2,611,172	4,704,980
2020-2021	22,802	2,548,228	4,578,302



SINCE 2000-2001,
THE **AP PROGRAM**
HAS ADDED

67% MORE
HIGH SCHOOLS

300% MORE STUDENTS

324% MORE
EXAMS



COLLEGE APPS AND STANDARDIZED TESTS



PrincetonReview.com | 800-2Review

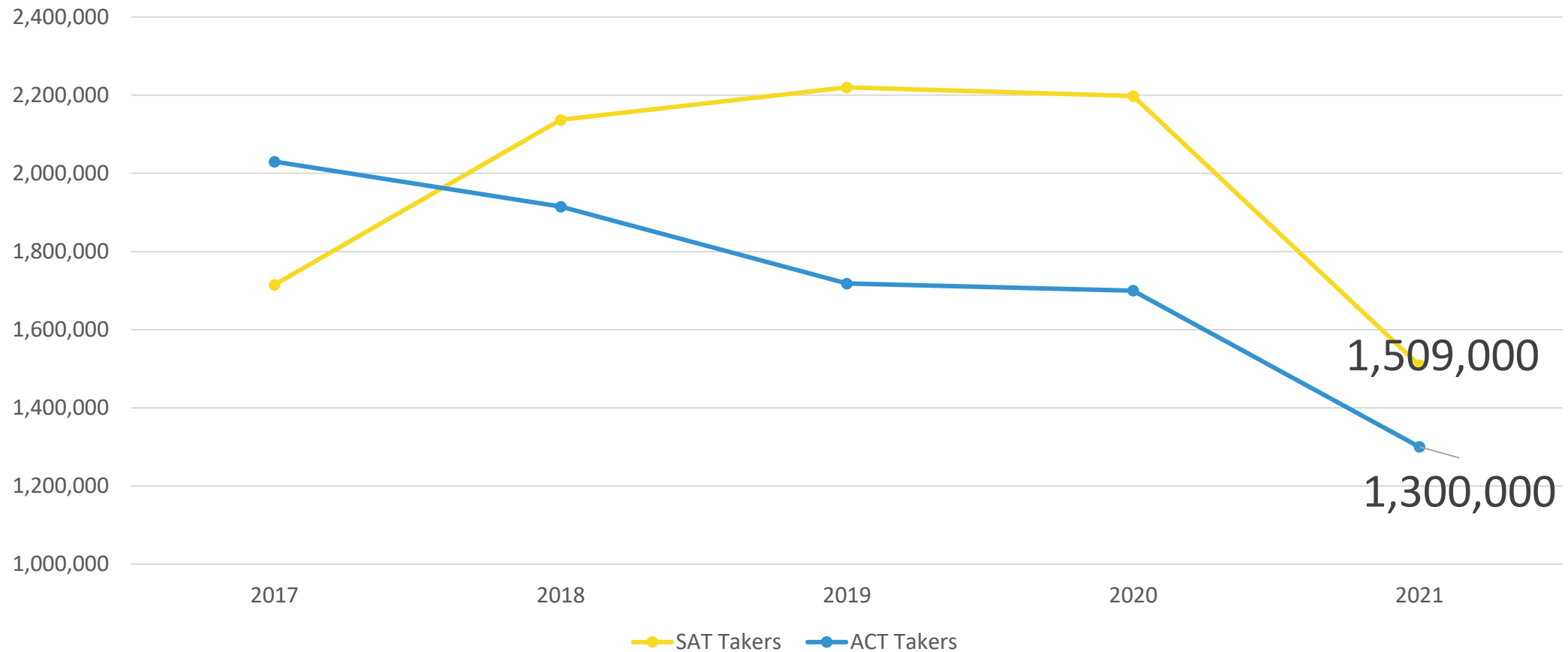
A COMPARISON OF TWO STUDENTS

STUDENT A	STUDENT B
3.75 GPA	3.81 GPA
6 AP Courses	5 AP Courses
4 Years Soccer	4 Years Theater
Student Body VP	NHS President
Top Essays	Very Good Essays
Very Good Recs	Top Recs
No SAT/ACT	1340 SAT
B+ AP Calculus AB	A- AP Calculus AB
A AP Physics 1	A- AP Physics 1

A COMPARISON OF TWO STUDENTS

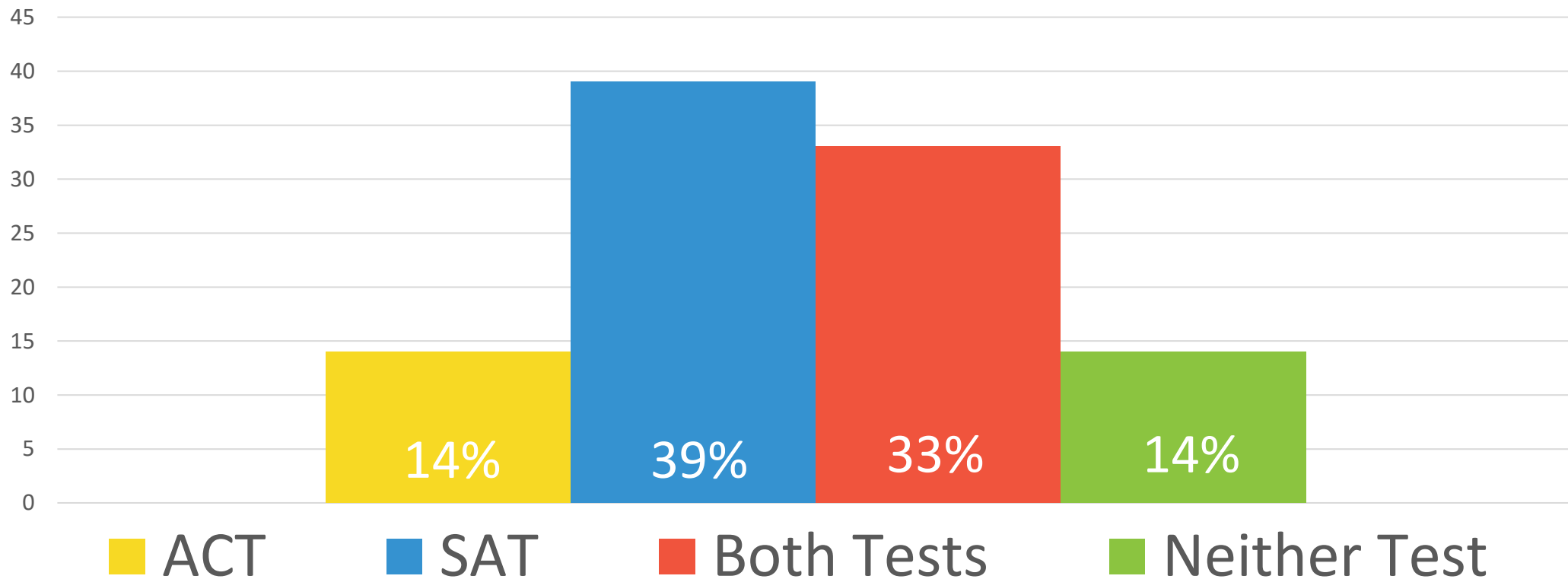
STUDENT A	STUDENT B
3.75 GPA	3.81 GPA
6 AP Courses	5 AP Courses
4 Years Soccer	4 Years Theater
Student Body VP	NHS President
Top Essays	Very Good Essays
Very Good Recs	Top Recs
No SAT/ACT	1340 SAT
B+ AP Calculus AB	A- AP Calculus AB
A AP Physics 1	A- AP Physics 1
4 AP Calculus AB Score	3 AP Calculus AB Score
5 AP Physics 1 Score	3 AP Physics 1 Score

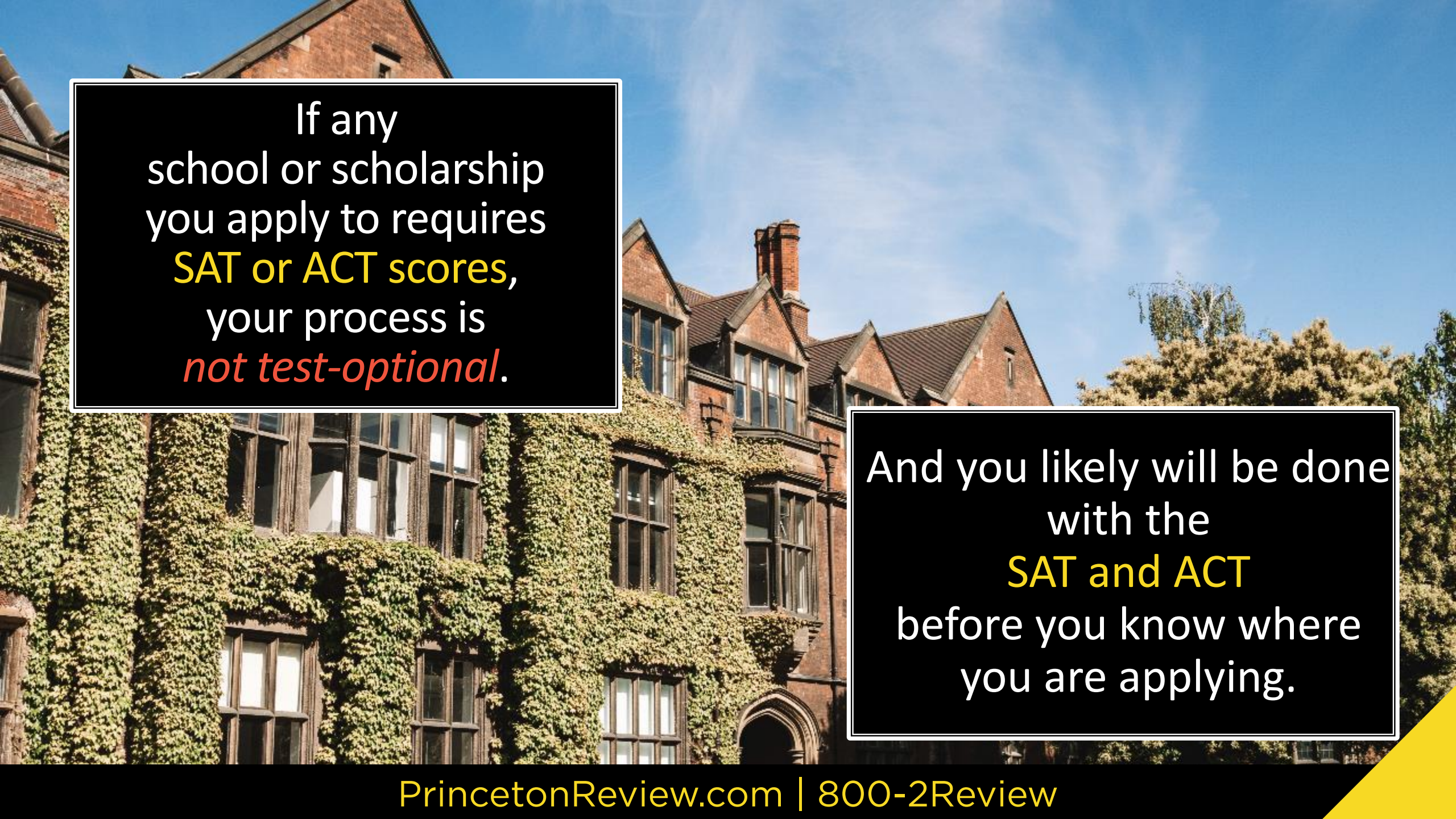
SAT & ACT TAKERS BY HIGH SCHOOL CLASS YEAR



STUDENTS ARE STILL TAKING THE SAT AND THE ACT

Which college admission exam(s) have you (has your child) taken or plan to take?





If any
school or scholarship
you apply to requires
SAT or ACT scores,
your process is
not test-optional.

And you likely will be done
with the
SAT and ACT
before you know where
you are applying.

An aerial photograph of a university campus. In the foreground, there's a large, modern building with a red brick facade and a glass-enclosed section. To its left is a building with a green roof. In the background, there are more campus buildings, including a prominent one with a blue and white facade, and a large green lawn. The campus is surrounded by trees with yellow and green foliage, suggesting autumn. In the far distance, rolling hills are visible under a clear sky.

YOU CAN NAVIGATE
THE **CHANGING**
LANDSCAPE
OF ADMISSIONS AND
GET INTO **YOUR DREAM**
COLLEGES

PrincetonReview.com | 800-2Review

QUESTIONS?

SCAN HERE FOR MORE INFO



ON TPR'S COURSES



/ThePrincetonReview



@ThePrincetonRev



ThePrincetonReviewUS



theprincetonreview

PrincetonReview.com | 800-2Review